



MALS-12

Commander's Guidance



Marauders, relish this opportunity to grow both professionally and personally. This is a challenging and demanding environment. Our operating environment and adversaries are constantly evolving and morphing. We must out pace them. We will achieve that by working together as a team, allowing everyone to participate, and collectively owning the problem. It is important that each one of you understand your value to our MALS-12 family. Every decision you make will either make a positive or negative impact on all of us. Be mindful of that as you execute your decisions.


Every Marine under my command has an equal voice as it pertains to mission accomplishment. I value diversity and outside the box thinkers. Be a problem solver and engaged in the process. If there is a process that can be improved, share it. Don't simply go through the motions. Please be an active participant and team member!

We will maintain and foster an environment that is built on dignity and respect. One that values you regardless of rank, gender, sexual preference, religion, marital status, race, cultural beliefs, etc. Inclusivity is a source of strength for our Marine Corps. We will cultivate it and leverage off of it.

Our center of gravity is our Marines. Every Marine must be a person of character. We must invest in each of you through PME opportunities, follow-on MOS schools, physical fitness initiatives, family readiness, and time to recover. Take care of one another and hold each other accountable. Remember, we are Marines FIRST and technicians second!

Enjoy your time here and the opportunities in front of you. We are all fortunate to be forward stationed in a beautiful country filled with caring citizens. There are excellent resources all around the MCAS Iwakuni and beyond. Travel opportunities are plentiful and unique experiences are here to be had. Get out and explore. Be mindful that we are guests of this great country and culture, so be respectful and polite. Always practice operational risk management and apply common sense!

Lastly, but most importantly, we are in a profession of arms. It is reflected in the way we present and carry ourselves and in everything we own and produce. Cultivate that warrior spirit by challenging yourself physically and mentally. Steel sharpens steel. We are United States Marines; be ready to fight and win tonight!



Javier A. Garcia

Lieutenant Colonel, U.S. Marine Corps
Commanding Officer, Marine Aviation Logistics Squadron 12

From the Commanding Officer,



Welcome to the finest Marine Aviation Logistics Squadron (MALS) in the Marine Corps. MALS-12 is located on Japan's main island of Honshu at Marine Corps Air Station Iwakuni. We are nestled adjacent to the Seto Inland Sea on the Kawashimo Delta which was formed from a gradual reclamation of land between the Imazu and Monzen rivers. I hope you and your family are excited about receiving orders to MALS-12 and I also hope you are excited about living in Japan. It is a great opportunity to see and experience a unique culture. The Japanese people are friendly, respectful, and all around good natured. Don't miss the opportunity to see cultural sites, experience one of the many festivals, or make a Japanese friend. Your tour is what you make of it and a positive attitude will ensure this is your best tour to date and one you will cherish for years to come.

MALS-12 supports multiple permanently stationed and Unit Deployment Program organizational level squadrons. Our mission is to provide aggressive, safe, and effective aviation logistics support to Marine Aircraft Group 12 (MAG-12) in order to sustain optimum aircraft readiness, unit core competency, and the ability to rapidly deploy and employ in an expeditionary environment throughout the Pacific Command area of responsibility. The logistic support infrastructure that other MALS are accustomed to is all but non-existent in Iwakuni. We are far removed from the major logistics hubs and routine military airlift channels. Additionally, MALS-12 contends with a 70 percent personnel turnover rate spread between Marines on the Unit Deployment Program and Marines and Sailors serving one, two and three year orders. Despite these challenges, MALS-12 provides unprecedented levels of supply, maintenance, avionics and ordnance support to MAG-12.

I'm pleased to have you as part of our MALS-12 family and I look forward to sharing some great experiences together.

Semper Fidelis,

A handwritten signature in black ink that reads "Javier A. Garcia".

Javier A. Garcia
Lieutenant Colonel, United States Marine Corps
Commanding Officer, Marine Aviation Logistics Squadron 12


WELCOME TO MCAS IWAKUNI

Introduction

Marine Corps Air Station Iwakuni, Japan, is situated approximately 600 miles southwest of Tokyo. It is located in the Nishiki River delta at Iwakuni City, where it lies at the eastern end of Yamaguchi Prefecture, the southern end of the main island of Japan. The city is backed by the mountains and fronted by the Seto Inland Sea, and its northern part adjoins Otake City in Hiroshima Prefecture. Running from east to west, the Nishiki River is vital to the over 150,000 residents and the large number of factories in the city.



MCAS Iwakuni is home to approximately half of the 1st Marine Aircraft Wing that is headquartered on Okinawa, elements of the 3rd Marine Logistics Group, Fleet Air Wing 31 of the Japan Maritime Self Defense Force, and other units of JMSDF. At present the station has about 15,000 personnel, including Japanese national employees.



History of Iwakuni City


Three hundred fifty years ago the waters of the Seto Inland Sea occupied the area where aircraft wheels now screech across an airstrip. The land here has been reclaimed from the ocean through hundreds of years of effort on the part of generations of Japanese workers. It's all part of Iwakuni's ancient history – the seldom told story of how the present air

station came to be.

At the beginning of the 1600's the feudal Lord Kikkawa, a supporter of the defeated shogun, was banished to remote Iwakuni for supporting the losing side. After building himself a castle on Shiroyama, the mountain west of Kintai Bridge, Kikkawa found that he was a very poor lord. His land was officially valued and taxable at 60,000 koku of rice or 297,600 bushels, but the land only yielded 35,000 koku. To improve the situation, Kikkawa ordered his subjects to cultivate the hillsides and reclaim land along the sea front. The reclamation program has gone on ever since, with the largest area of reclaimed land being the Kawashimo delta on which MCAS Iwakuni is built. Nearly 2,000 acres of the delta have been taken back from the sea.

History of the Iwakuni Air Station

The reclaimed area was all farmland and village until the Japanese government bought a large portion of it in 1938, with the view of establishing a naval air station. They commissioned the new base July 8, 1940. When World War II started, the Iwakuni air station was used as a training and defense base. The station housed 96 trainers and 150 Zero fighter planes on the airstrip. In September 1943, a branch of the Etajima Naval Academy was established here, with approximately 1,000 cadets undergoing training in the Basic, Junior and Senior Officer's schools at any one time. American B-29's bombed Iwakuni in May and August of 1945, concentrating on the oil refinery and Rail Transport Office or train station areas. The last air raid took place just a day before the war was brought to a close.



The first allies to reach Iwakuni at the war's end were a group of U.S. Marines who had signed papers ending the conflict for the Japanese air base. After the end of World War II, various military forces from the United States, Britain, Australia, and New Zealand occupied the base. It was designated a Royal Australian Air Force Base in 1948.

When the Korean Conflict started in 1950, units from the Royal Navy and U.S. Air Force arrived at Iwakuni as U.N. forces. Jets flew daily to support front-line troops in Korea, returning each evening to refuel and rearm. The troop processing center located here throughout the war earned Iwakuni the title "Gateway to Korea."

The U.S. Air Force took command of the station April 1, 1952. During its period of command, the Air Force did much to improve the base's facilities. The U.S. Navy took over the station October 1, 1954. Naval Air Station Iwakuni was greatly enlarged in July 1956 when the 1st MAW moved its headquarters here from Korea. A whole new area was procured on the North side of the station to make room for approximately 2,500 incoming Marines.

The Marine Corps first took control of the installation as Marine Corps Air Facility Iwakuni in 1958. The station, which is just over 1,300 acres, was officially designated as MCAS Iwakuni in 1962. Its mission includes support of operations, maintenance and supply of tenant units and ships.




Today's Iwakuni City and MCAS Iwakuni

Modern Iwakuni is represented by several major industries such as petroleum refining, paper manufacturing, and textiles to form a part of the Seto Inland Sea-side industrial area. The presence of Americans from the station coming and going throughout the city creates an international atmosphere. The people of Iwakuni, although shy and reserved, welcome the opportunity to get to know members of the station community.

The runway relocation project, which relocated the runway of MCAS Iwakuni 1,000 meters offshore, started in 1997 by reclaiming a half mile of the Seto Inland Sea. Barge loads of land reclamation fill material for the Iwakuni Runway Relocation Project were excavated from Atago Mountain in Iwakuni City and carried by three miles of conveyor to the barge for transport. Its main purpose is to reduce noise and safety concerns, strengthening the positive relationship between the station and local community. The project was completed March 2010, and the new runway started to operate on May, 2010.

The civilian airport, Iwakuni Kintai-kyo Airport opened Dec, 2012.



MARAUDER HISTORY

WORLD WAR II

Activated as Headquarters and Services Squadron 12 (HQSQ-12) on 1 March 1942, the squadron was assigned in May of that year to the 1st Marine Aircraft Wing and was re-designated on 1 July as Headquarters Squadron 12 (HS-12). Throughout World War II, HS-12 was attached to both the 1st and 2nd Marine Aircraft Wings and participated in numerous campaigns throughout the Northern Solomon's, Leyte, Luzon, and the Southern Philippines.

In October 1945, the squadron re-deployed to Peiping, China to participate in the post-war occupation of Northern China.

KOREAN WAR

The squadron was soon called to action on the Korean peninsula at the outbreak of hostilities. Deployed to Korea in October 1950, HS-12 distinguished itself in combat during the Battle of the Chosin Reservoir, East Central Front, and the Western Front Campaigns until June 1956. In July 1956, the newly re-designated Headquarters and Maintenance Squadron 12 (H&MS-12) re-deployed from Korea to its current home base at MCAS Iwakuni, Japan.

VIETNAM WAR

In May 1965, H&MS-12 deployed in support of combat operations at Chu Lai and Hoa, Republic of Vietnam. Returning to Iwakuni in February 1970, elements of H&MS-12 returned to Vietnam, participating in combat operations at Bien Hoa from May 1972 to January 1973.

1970s & 1980s

From January 1973 until September 1988, H&MS-12 continued to provide support for aviation units assigned to Marine Aircraft Group 12 (MAG-12) and various units throughout the Western Pacific. On 1 October 1988, the squadron was combined with H&MS-15 and re-designated as Marine Aviation Logistics Squadron 12 (MALS-12). During December 1989, MALS-12 deployed a substantial detachment to the Philippines in support of MAG-12 operations during the attempted coup.

1990s

In 1990, MALS-12 supported the pre-deployment aircrew training and aircraft grooming of two squadrons in preparation for their deployment to Southwest Asia for participation in Operation DESERT SHIELD/DESERT STORM.

In July 1992, MALS-12 was again brought to the forefront with participation in the base closures of Naval Air Station Cubi Point in the Republic of the Philippines and Naval Air Facility Kadena, Okinawa. MALS-12 provided the leadership, knowledge, and manpower required to distribute critical support equipment and other mission essential assets.

During June 1993, in concert with the six aircraft AV-8B detachment to the 31st Marine Expeditionary Unit (31st MEU), MALS-12 began the on-going support to the 31st MEU and the USS Belleau Wood by providing an AV-8B Peculiar Contingency Support Package.

Exercise SOUTHERN FRONTIER, a MAG level, multiple squadron deployment to Royal Australian Air Force (RAAF) Base Darwin, Australia, began in 1994, and MALS-12 was there.

As a precursor to the success of the operation, MALS-12 participated in the largest ever ordnance off-load in Australia since World War II. Additionally, MALS-12 established liaison with the RAAF counterparts at RAAF Base Tindal, Australia to augment support of the F/A-18 aircraft.

AWARDS & ACCOLADES

Unit accolades include the Aviation Safety Award (1982), the Commandant's Aviation Efficiency Trophy (1983-1984), and the Meritorious Unit Commendation for exceptional meritorious service from July 1984 to July 1986.

In 1994 MALS-12 was recognized as the Marine Corps Aviation Association's MALS of the Year, and was subsequently awarded the Navy Unit Commendation in April 1995.

In 1996, MALS-12 was the recipient of the Secretary of Defense Award for Maintenance Excellence in the Medium Category.

In 1999, MALS-12 was the recipient of both the Marine Corps Aviation Association's MALS of the Year and the Secretary of Defense Award for Maintenance Excellence in the Medium Category.

In 2001, MALS-12 received a second Meritorious Unit Commendation for exceptional meritorious service from 1 October 1998 to 31 January 2000.

MALS-12 again proved worthy of recognition, as they were the recipients of the Donald E. Davis Award, presented by the Marine Corps Aviation Association for MALS of the Year in 2012, 2014, and most recently in 2018.

INBOUND CHECKLIST

Upon notification of orders to MCAS Iwakuni:

- Visit our [Welcome Aboard](#) section, [Military OneSource](#), and [MilitaryINSTALLATIONS](#) for relocation information.
- If you are accompanied, begin the screening process for overseas suitability of all family members.
- Upon determination of overseas suitability ([Overseas Screening](#), [NAVPERS 1300-16](#)), your S-1/IPAC/CSD OR PSD will request an Area Clearance/Dependent Entry Approval via AMHS/OIX. The request should be sent to PLAD: MCAS IWAKUNI JA.
- Visit your installation's Relocation Office to obtain information about MCAS Iwakuni.
- Request a Welcome Aboard Package.
- Attend the PCS with Success workshop at your installation's Relocation Office.
- Ensure all traveling family members have passports. Visit your local legal assistance office if required.
- Fax or e-mail your housing application to the housing office.
- If you have children and will need childcare as soon as you arrive, please contact the Child Development Center at MCAS, Iwakuni and put your name on the waiting list.
- If you have school age children, pre-register online at [Online Student Pre-Registration](#).
- If traveling with pets please start arrangements to get a space on the AMC flight and contact the veterinary clinic at MCAS Iwakuni in order to obtain the most up-to-date information.

Upon approval of Area Clearance:

- Contact your assigned sponsor and provide the following information to permit assignment of a post office box, temporary lodging arrangements, housing appointment, and school information (if applicable):
 - A copy of your PCS orders
 - A copy of your area clearance approval message
 - Your travel itinerary
- Arrange a household goods shipment at your installation's Distribution Management Office (DMO).
- Make travel arrangements at the Passenger Travel Office.
- Contact your assigned sponsor, gaining unit, or staff duty to make local transportation arrangements.

Note: Travel with an adequate amount of cash for any emergency situations such as overnight delays or use of local transportation due to missed flights. Estimate no less than 20,000 yen per adult and 10,000 yen for each child. To check current conversion rates, visit <https://www.oanda.com/currency/converter/>.

Upon arrival aboard MCAS Iwakuni:

For personnel arriving on the Patriot express, IPAC will endorse orders at the Station Air Terminal upon arrival. Transportation will be provided from the Air Terminal to the Temporary Lodging Facility, Joint Reception Center and billeting.

Personnel Traveling Commercial

- E-5 and below unaccompanied will check in to the Joint Reception Center (JRC) at Building 335.
- SNCOs and Officers will check into billeting and then report to IPAC new joins section to get orders endorsed.
- Personnel arriving after hours/weekend will check in with the Station Duty Officer in building 1.
 - On the next duty day, check in at the necessary offices.
 - Attend the Welcome Aboard Indoctrination.

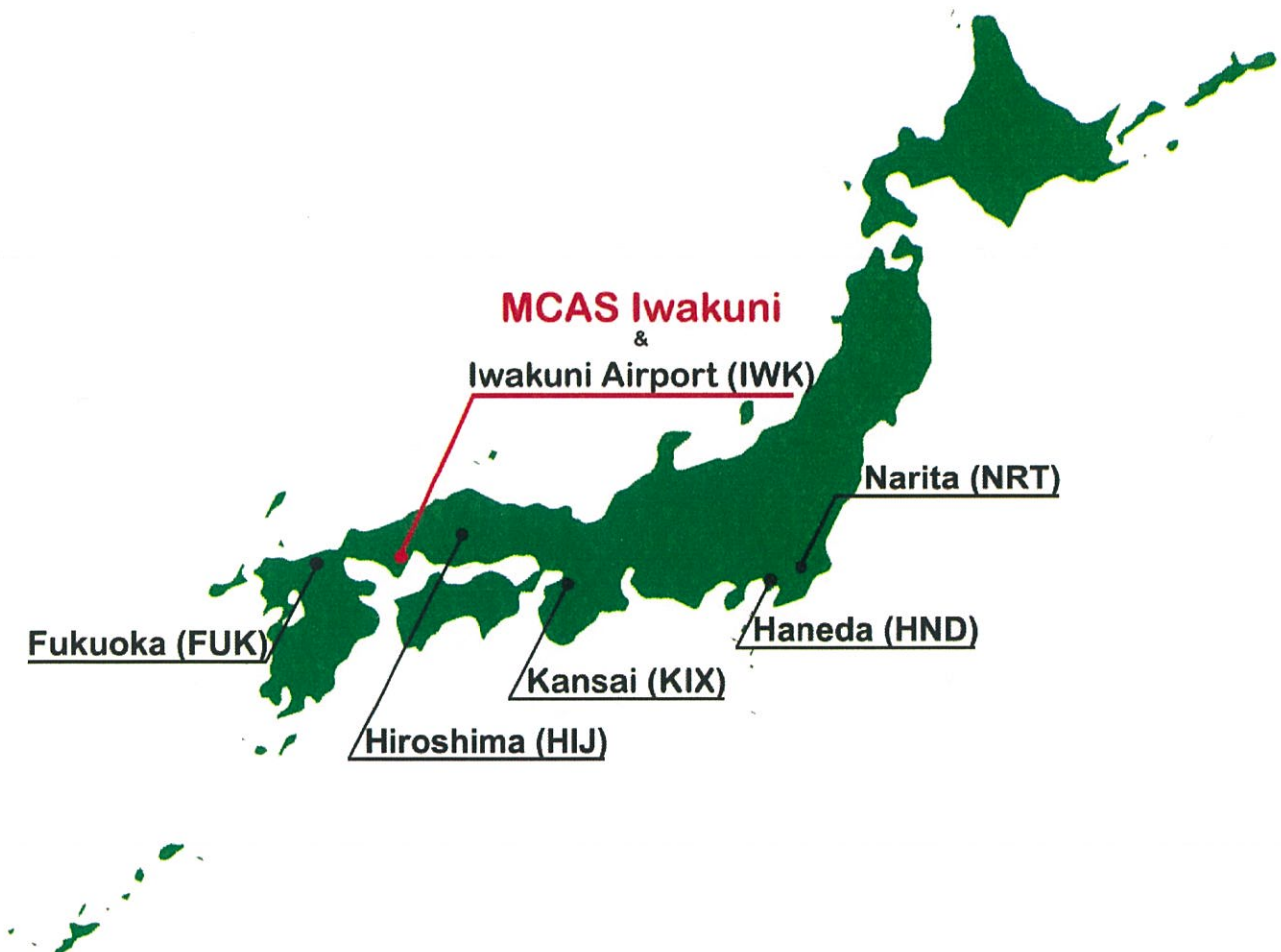
Welcome Aboard Indoctrination

- All SOFA personnel 13 and older are required to attend this mandatory orientation.
- During this orientation you will learn about your responsibilities as a member of the military community, Japanese culture and customs and much more. You will also have the opportunity to meet the representatives from different entities from aboard the Air Station during information fair and learn about the services available to you.
- Date: Every Monday **If Monday is a holiday the brief will be held on Wednesday**
- Location: Club Iwakuni
- Attend the brief in appropriate civilian attire, no uniforms.
- For more information, call the Information and Referral office at 253-6161, or visit MCCS Information and Referral website at <http://mccsiwakuni.com/marine-family/cultural-relocation-resources/new-to-iwakuni/>, or e-mail to ombiwainforeferrelo@usmc-mccs.org.

HOW TO GET TO MCAS IWAKUNI

If you use the Air Mobility Command (AMC) Patriot Express for inbound PCS movements to MCAS Iwakuni, your sponsors should be awaiting new arrivals at the Passenger Terminal.

To get to MCAS Iwakuni from the U.S., you may use one of the below airports.



AMC PATRIOT EXPRESS TRAVEL

Information about the Patriot Express:

The Patriot Express is a commercial charter mission that provides support for DoD eligible travelers and their family members. These flights offer an array of in-flight amenities and operate the same as scheduled commercial airlines. The Patriot Express is also an excellent provider of troop morale by providing "Space Available" travel opportunities to and from the United States transiting both Kadena, and Yokota Air Bases in Japan. It provides a convenience for service members by landing directly at MCAS Iwakuni. Patriot Express is mandated for Duty and Permanent Change of Station (PCS) travelers and highly recommended for travel to the Air Station.

Procedures:

Once eligible travelers receive travel orders to or from MCAS Iwakuni Japan, they must contact the Installation Personnel Administration Center (IPAC) to coordinate area clearances, port call requests, pet and dependent travel requirements and receive a brief on eligibility for travel to/from Iwakuni. The IPAC will submit your port-call to the Distribution Management Office (DMO) for Patriot Express or commercial airline booking. It is important for eligible personnel to contact the IPAC as soon as possible for accompanied pet travel to/from Iwakuni, Japan. There are limited pet spaces per flight and only one Patriot Express flight per week to/from Seattle WA.

Required Paperwork:

Eligible members must provide proper documentation to fly on the Patriot Express. Documents required include a complete set of travel orders with all required endorsements from the DMO. Military and DOD Travelers (dependents 10 years or older) must possess government issued ID cards, travel orders, passports, and visas. Travelers are fully responsible to obtain and maintain the required documentation. Additional border clearance information can be found by visiting the website; <https://www.fcg.pentagon.mil/>

Pets:

Families in PCS status are authorized to take two pets (dogs and cats only). Travel kennels must meet requirements established by the International Air Transport Association (IATA). Kennel with pets may not exceed 150 pounds. The pet must be able to lie down, stand up, and turn around in the kennel. For the safety of your pet, soft-sided and collapsible kennels are not allowed. Small pets are authorized in-cabin as long as carry-case fits under the seat. Soft-sided kennels are authorized for in-cabin movement. Passengers are responsible for all pet shipment requirements, quarantines, and all costs associated with pet shipment.

| | | |
|------------|-------------------|----------|
| Pet Fees : | Under 70 lbs | \$116.00 |
| | 71-140 lbs | \$232.00 |
| | 141-150 lbs (max) | \$348.00 |

Luggage:

Each passenger is authorized two pieces of baggage not to exceed 70 pounds each and 62 linear inches (sum of length + height + width). Single bags larger than 62 linear inches and/or heavier than 70 pounds will be counted as two pieces.

BAGGAGE EXCEEDING 80 LINEAR INCHES/100 POUNDS WILL NOT BE ACCEPTED ON PATRIOT EXPRESS.

Excess baggage is not authorized. Disposition of oversized/excess baggage is the responsibility of the owner/traveler.

Security:

Passengers and all authorized hand-carried baggage will be subject to local installation and U.S. Transportation Security Agency (TSA) screening processes. Liquids in hand-carried luggage are restricted to 3.4 ounces (100 ml) in a single 1-quart zip-lock bag removed from luggage for inspection. Additional information on authorized and prohibited items can be found at <http://www.tsa.gov>.

Helpful Links and Contact Information:

AMC Travel Website: <http://www.amc.af.mil/Home/AMC-Travel-Site>

MCAS Iwakuni AMC Passenger Services: DSN 315-253-5509

Commercial; 082-779-5509

International; 011-81-82-779-5509

FACEBOOK: Iwakuni Passenger Terminal: <https://www.facebook.com/IwakuniPassengerTerminal>

MCAS PMO Customs and Immigration Office: DSN 315-253-5418

COMMERCIAL TRAVEL

In the event that you will be traveling to Japan via commercial airlines, please make sure that you stay in contact with your sponsor, so that they can accommodate and coordinate any transportation that you may require.

The following few pages contain a list of helpful phrases that you can point to the Japanese translation and show to people to get assistance and directions at the main commercial airports that service members typically arrive at.

NARITA AIRPORT (NRT) Tokyo

Upon arrival at Narita Airport, go to the JR Train TICKET WINDOW:

1. Where is the JR train ticket window?

J Rみどりの窓口はどこですか。

2. I would like to get the tickets from Narita Airport to SHIN-IWAKUNI.

成田空港駅から新岩国駅までの切符を下さい。

3. Where can I catch the NARITA EXPRESS for TOKYO?

成田エクスプレスの乗り場は何処ですか。

4. Please tell me when I get to TOKYO.

東京駅に着いたら教えて下さい。

5. Where can I catch a SHINKANSEN (bullet train) to SHIN-IWAKUNI?

新岩国行きの新幹線の乗り場は何処ですか。

6. Please tell me when I get to HIROSHIMA. (Transferring at Hiroshima is necessary to come back to Shin-Iwakuni.)

広島駅に着いたら教えて下さい。

7. Does this train go to SHIN-IWAKUNI?

この電車は新岩国駅に行きますか。

8. Please tell me when I get to SHIN-IWAKUNI. (SHIN-IWAKUNI is next train station of HIROSHIMA.)

新岩国駅に着いたら教えて下さい。

KANSAI AIRPORT (KIX) Osaka

Upon arrival at Kansai Airport, go to the JR Train TICKET WINDOW on the 2nd floor to get the tickets.

- 1. I would like to get the tickets from KANSAI AIRPORT to SHIN-IWAKUNI.**

関西空港から新岩国駅までの切符を下さい。

Take a HARUKA to SHIN-OSAKA

- 2. Where can I take HARUKA?**

はるかの乗り場は何処ですか。

Take a SHINKANSEN from SHIN-OSAKA to SHIN-IWAKUNI.

(Transferring at HIROSHIMA is necessary).

- 1. Where can I take a SHINKANSEN to SHIN-IWAKUNI?**

新岩国駅行きの新幹線の乗り場は何処ですか。

- 2. Please tell me when I get to HIROSHIMA.**

広島駅に着いたら教えて下さい。

- 3. Please tell me when I get to SHIN-IWAKUNI.**

新岩国駅に着いたら教えて下さい。

- 4. Please take me to MCAS IWAKUNI.**

岩国米軍基地までお願いします。

- 5. Would you give me a receipt?**

レシートを下さい。

HIROSHIMA AIRPORT (HIJ) Hiroshima

Upon arrival at Hiroshima Airport, take a bus to SHIRAICHI or HIROSHIMA .

1. Where can I get the tickets for the bus to SHIRAICHI station / HIROSHIMA station?

白市駅/広島駅行きバスの切符売り場は何処ですか。

2. Where is the bus stop for going to SHIRAICHI station/HIROSHIMA station?

白市駅/広島駅行きのバス乗り場は何処ですか。

When you arrive at SHIRAICHI station, take a local train to IWAKUNI station.

When you arrive at HIROSHIMA station, take a local train to IWAKUNI station.

1. Does this train go to IWAKUNI?

この電車は岩国駅に行きますか。

2. Please tell me when I get to IWAKUNI station.

岩国駅に着いたら教えてください。

CUSTOMS INFORMATION

Prohibited items in Japan: Customs Information

In accordance with the policy letter, US Forces Japan (USFJ) Policy Letter 11-12B, it is prohibited to bring into the country of Japan from ANY OTHER COUNTRY "OR FROM OKINAWA", any of the following mentioned items:

- Plants, parts of plants, seeds and bulbs for propagation and cultivation.
- Fresh fruits and fresh vegetables (to include frozen articles)
- Grains and legumes (and products of same) used for foods, forage or oils, which have not undergone heat treatment.
- Raw materials of condiments and non-edibles, such as coffee beans, cocoa beans, pepper, tobacco leaves etc.
- Dried fruits which have not undergone heat treatment and/or which are not vacuum packed.
- Coarse fiber, such as flax, hemp, abaca, and straw goods, such as straw bags, ropes etc.
- Timber with bark.
- Packing materials or containers of the articles specified above.
- Any controlled substance as defined by U.S. Federal Law (including Narcotics, Hallucinogenic Drugs, Amphetamines, Barbiturates, Marijuana, etc.)
- Goods made by convict labor, force labor, or indentured labor under penal sanctions.
- Destructive Devices (explosive caps, hand grenades, tear gas projectiles, artillery simulators, explosives, flammables, white phosphorus matches, etc.)
- Counterfeits of coins, securities, obligation, postage or revenue stamps and colored illustrations of postage stamps of the U.S. or other Foreign Countries.
- Counterfeits of DVD Movies, Games, Music, Clothing or other unauthorized copies or reproductions of copyrighted goods.
- Obscene and immoral Articles which include ALL forms of PORNOGRAPHY such as books, pictures, playing cards, films(vhs or dvd to include but not limited to Girls Gone Wild), magazines or other publications devoted solely to the portrayal of Sexual acts, including homosexual or with animals. (ANY NUDITY OF THE FEMALE ANATOMY FROM THE WAIST DOWN IS CONSIDERED PORN BY JAPANESE CUSTOMS OFFICIALS.)
- Lottery Tickets and advertisements of any lottery.
- Matter, which is seditious, treasonable or insurrectionary toward the United States or the country of Japan.
- Articles or Medication for the inducement of Abortion.
- Absinthe or liquors, which contain wormwood.
- Animals, poultry, bird's eggs, wild bird feathers, poultry products and byproducts, and animal products and byproducts, to include meat extracts, secretions.
- Mixed or outdated medications whether over the counter or prescription. (example: Tylenol mixed with Advil)
- Any food product that is not still commercially sealed.
- Firearms and ammunition are not authorized to be shipped to Japan. Pistols are illegal. You need to find storage facilities in the U.S. prior to PCSing.
- The blades of knives must now be no longer than 2 1/4 inches.
- All wood products must be finished, fine and smooth. The products must not be termite-infested.
- Blow-Darts, Sling-Shots and Air-Soft pistols are a no-go. No more than 5 liters of any alcoholic beverage, 4 of those liters must be manufactured by a U.S. maker.

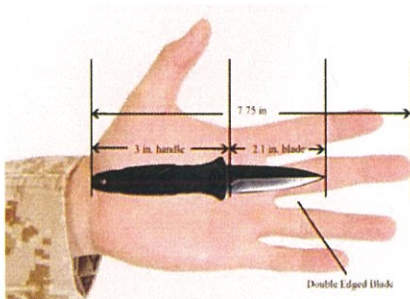
Restricted items in Japan: Custom Information:

The following list is of items that are restricted in the country of Japan. This means that some are authorized but it must apply to the Military, Civilian, or DOD personnel.

1. K-BARS

New Japanese Law on Knives

- The Government of Japan approved a bill on Nov. 2008 that would ban possession of certain types of double-edged knives and tighten the criteria for who can own guns.
- The revised Firearm and Sword Control Law would ban possession of daggers and other double-edged knives with blades 5.5 cm or longer. "Currently, swords, and knives and spears with blades 15 cm or longer are banned."
- There would be a six-month grace period after the new rules on double-edged knives take effect. During that period, those who possess such knives would have to turn them over to police or ship them abroad.



On base

- K-Bars are authorized ONLY if the owner is a SNCO(E6) or Officer.
- K-Bars are authorized for SGT (E5) and BELOW only if they are on ACCOMPANIED ORDERS and will reside in BASE HOUSING and NOT THE BEQ.

2. Alcohol – Must be 20 years old.

- No more than 2.28 liters & must be commercially sealed.
- LCpls (E3) and below, who live in BEQ, are not authorized to purchase, consume, possess, or have present in BEQ any hard liquor.
- LCpls (E3) and below, who live in BEQ, shall not possess more than six (6) 12-oz beers/wine coolers/malt liquor beverages OR one (1) bottle of wine per occupant of legal age.
- NCO/PO (E4/E5), who live in BEQ, in barracks shall not possess more than one (1) 750 ml of hard liquor OR twelve (12) 12-oz beers/wine coolers/malt liquor OR two (20) bottles of wine per NCO/PO occupant of legal age.

*** Hard liquor as defined here is any beverage with an alcohol content of 10% or higher (20 proof or higher).*

3. Tobacco Products – Must be 18 years old.

You are allowed the following:

- 50 cigars
- 2 cartons Cigarettes
- 2 log of Dip / Snuff
- 50 grams of Chewing Tobacco

*** If you bring in more than the above mentioned you will have to pay duty taxes ***

POSTAL INFORMATION

Eligible personnel:

- All personnel on accompanied tours (regardless of their parent unit).
- All Department of Defense (DOD) civilian employees.
- All unaccompanied personnel assigned or attached to any unit permanently stationed aboard MCAS Iwakuni.
- All personnel assigned to the Branch Health Clinic, Dental Clinics, and permanently assigned tenant commands.

Three ways to obtain a mailbox:

- Have your sponsor provide a copy of your original or WEB Orders for verification (and your area clearance if you're bringing your family) to the Mainside Post Office to open your mailbox. Be sure all family members' full, legal names are listed on the area clearance exactly as they appear on their Military ID Card or passport to include those with different last names (if applicable).
- E-mail to "[M_IWKN_SMB_Iwakuni Postal IWKN_SMBIwakuniPos@usmc.mil](mailto:M_IWKN_SMB_Iwakuni_Postal_IWKN_SMBIwakuniPos@usmc.mil)" a copy of your PCS Orders and Area Clearance Form.
- Wait till you arrive to the air station to establish a mailing address for you and/or your family.

Important Note:

These PO boxes are to be used exclusively for the receipt of personal mail for you and/or your family. Per currently existing postal regulations, they may not be used to receive mail pertaining to home businesses or similar profit-making ventures, nor can they be used by any person other than the assigned box holder and their command-sponsored family members.

Immediately upon arrival at MCAS Iwakuni, all PO Box holders will need to come to the Parcel Pickup Window at the assigned Post Office to finalize check-in, sign for PO Box keys or combination and pick up any mail that may have already arrived for them.

If your sponsor prescribed you a mailbox prior to your arrival and you were assigned a box number between 1-3900, you will need to check in at the Mainside Post Office. If your sponsor prescribed you a mailbox number between 6000-9180, you will need to check in at the Northside Post Office.

Mailing Restrictions : Postal Information:

The following restrictions apply specifically to all personal mail destined for MCAS Iwakuni:

1. Appropriate U.S. Customs Form is required on all personal mail.
2. Fruits, animals, living plants, and soil are prohibited.
3. All meat products must remain in their original, hermetically sealed packages and bear official USDA certification.
4. Obscene material (including drawings, films, photographs, and carvings) is prohibited.
5. No more than one carton of cigarettes per parcel are allowed to be mailed.
6. Wool samples, skin, hair, feathers, bones, and animal horns are prohibited.
7. Mailing alcohol is prohibited.

Important Note:

It's very important that you notify all your friends, family members, and other correspondents of these mailing restrictions, too. Incoming mail is routinely screened by Japanese Customs Agents and is subject to being opened, searched, and seized if it is suspected of containing any restricted or prohibited material. Additionally, the mailer and/or the addressee may also be subject to prosecution under American or Japanese customs and import/export laws

Non-Mailable Matter

Non-mailable matter includes all matter, which is by U.S. law, regulation, or treaty stipulation, prohibited from being sent in the mail or which cannot be forwarded to its destination because of illegible, incorrect, or insufficient addressing. Matter is also non-mailable when it fails to comply with Postal regulations regarding size, weight, rates of postage, and/or proper preparation for mailing. Matter which may not be sent through the mail includes, but is not limited to, the following:

1. Intoxicating liquors.
2. Habit forming drugs and those drugs, possession of which, has been declared to be illegal by law.
3. Any articles, compositions, or materials, which may kill or injure another, or damage the mail or other property.
4. Ammunition and explosives of all types.
5. Obscene and indecent matter. Any pornography or pornographic material is prohibited.
6. Lotteries, frauds, and libelous matter.
7. Publications, which violate copyrights granted by the United States.
8. Perishable matter, switchblade knives, and concealable firearms (except under special rules, conditions, and restrictions).
9. U.S. Government property intended for personal use, except for those items that have been sold through authorized agencies of the U.S. Government and are accompanied by sales and/or purchase receipts.
10. Any letters, publications, or other items containing any matter advocating or urging treason, insurrection, or forcible resistance to any law of the United States; or any letter, publication, or other matter containing any threat to take the life of, or inflict bodily harm upon, the President of the United States.

HOW TO SEND LUGGAGE

The delivery services at the airports

There are delivery services at the airports to send luggage to MCAS Iwakuni. Click the link to see where you can find the delivery service at each airport;

Narita Airport

http://www.narita-airport.jp/en/guide/service/list/svc_05.html

Haneda Airport

Haneda website

Kansai International Airport

http://www.kansai-airport.or.jp/en/service/baggage/index.html#_03_02v

Hiroshima Airport

http://www.hij.airport.jp/english/terminal/index_1f.html

Fukuoka Airport

<http://www.fuk-ab.co.jp/english/luggage.html>

The address to send your luggage to

If you already know your housing address (Bldg. Number, Room Number), please fill in as follows (Do NOT use your PSC and BOX number);

English

Zip 740-0025

MCAS Iwakuni, Misumi-cho, Iwakuni City, Yamaguchi Prefecture

Building # **** (your building number)

Room # **** (your room number)

Phone: 0827-79-**** (the last 4-digits of DSN)

Name: Print your name

If you are planning to stay in the Temporary Lodging Facility (TLF), please use the below address:

English

Zip 740-0025

MCAS Iwakuni, Misumi-cho, Iwakuni City, Yamaguchi Prefecture

Building # 444, Monzen & Nishiki Lodges

Room # **** (your room number)

Phone: 0827-79-3221

Name: Print your name

Japanese

〒740-0025

山口県岩国市三角町米海兵隊岩国航空基地

建物番号 #****

部屋番号 #****

電話番号 : 0827-79-****

名前 :

Japanese

〒740-0025

山口県岩国市三角町米海兵隊岩国航空基地

建物番号 #444 (モンゼン&ニシキ・ロッジ)

部屋番号 #****

電話番号 : 0827-79-3221

名前 :

HOUSING INFORMATION

Accompanied Personnel:

MCO Order:

THE MILITARY FAMILY HOUSING PROGRAM. Multiple construction programs are underway in Iwakuni. Construction programs are developed to offset existing and projected shortages. Construction programs are based on requirements for eligible military personnel who receive the basic allowance for quarters (BAQ) at the "with dependents" rate, and key or essential (eligible) civilian employees. New houses are programmed and constructed to satisfy deficiencies in specific categories. All family housing under the jurisdiction or assignment control of the Marine Corps is assigned to eligible personnel without regard to race, color, religion, sex, or national origin. In addition, residing in government owned housing is a privilege not an entitlement.

If you or your family members have special needs (ex: wheelchair, walker/cane, other disabilities etc) please contact us as soon as you have orders or expect to report to Iwakuni. This is an Overseas Command and all needs may not be able to be accommodated.

Government Housing Eligibility:

- All military members on accompanied orders with accompanying family members and area clearance as well as U.S. Civilians GS-11 and above on a Transportation Agreement who receive a Living Quarters Allowance (LQA) are eligible to reside in base housing.
- Accompanying bona fide family members are those family members who have bona fide dependent status and are included on your command sponsorship approval/area clearance, and will reside with the sponsor for nine consecutive months or more each year. Joint custody of children does not make someone eligible for family housing. In those cases off base housing is the only option.
- Advance applications will be accepted but will not advance in to the freeze zone until member physically arrives on station.
- Members must check-in with the Family Housing Office within 2 working days of arrival with a copy of endorsed original orders and area clearance. If member is traveling non-concurrent member must show an itinerary indicating that family members will arrive within 45 days before a housing offer can be made. If member checks-in after 30 days, the control date will be the date when member checks into the Housing Office and provides a copy of order, area clearance and housing application the last day that all documents have been received will be the established control date.

Waiting list:

- Applicants will be placed on the waiting list when housing receives the DD-1746, copy of orders and area clearance, once all these documents are received will establish the control date.
- Housing will offer the first available unit or the unit in the member designated category that has been vacant the longest regardless of having pet.
- Per the station CO, having a pet (Dog) is not a reason to turn down housing.
- Per the MCIPAC TLA order refusal of government housing will lead to termination of Temporary Lodging Allowance (TLA) effective the day member could have moved in to quarters.

- Due to our on-going renovation project of Family Housing, this has caused some availability issues upon arrival and in some cases has increased the waiting times.
- Please stay in touch with housing who will continue to keep you updated on the current waiting times which can change without prior notice.
- The current projected waiting times (Projected waiting times will change for the better or worse upon arrival) :

Field Grade 4 bedroom: 1 month
 Field Grade 3 bedroom: 1 month
 Company Grade 4 bedroom: 1 month
 Company Grade 3 bedroom: 1 month
 Company Grade 2 bedroom: 1 month
 Senior Enlisted 4 bedroom: 10 months
 Senior Enlisted 3 bedroom: 1 month
 Junior Enlisted 4 bedroom: 1 month
 Junior Enlisted 3 bedroom: 1 month
 Junior Enlisted 2 bedroom: 12 months

Contact Family Housing by e-mail: iwknfamilyhousing@usmc.mil .

Furniture and household:

- It is recommended that you DO NOT bring heavy and/or oversized furniture (King size beds etc). If you are required to reside off base, Japanese home and rooms may not be large enough to accommodate the larger American Furniture. Quarters on base depend on what is available and what is offered may be smaller than stateside homes.
- Check with your local DMO for current JFTR regulations on household good shipments. **Typically, you are allotted 75% of your maximum weight allowance for PCS to Iwakuni.** Okinawa is typically allotted 25% of the maximum weight allowance.
- Housing provides a stove, refrigerator, washer/dryer and dishwasher for on base quarters.
- For command sponsored accompanied with dependents, those personnel who reside off-base may be provided an electric countertop oven, refrigerator and Japanese style washer and dryer (if available) and depending on the situation an American stove maybe issued. An American washer or dryer and refrigerator normally are too large to fit into a Japanese house.
- Due to the high humidity in Iwakuni it is recommended you bring or purchase your own dehumidifier.
- If your household goods have not arrived when you move into either on or off-base quarters, loaner furniture is available for up to 60 days (For command sponsored accompanied personnel only). Linen is not provided. You may want to put all items that would be immediately needed in your express shipment.

- Family Housing cannot support any unaccompanied personnel with any kind of loaner and or permanently issued equipment. The only service Family Housing is authorized to provide to unaccompanied personnel is off base housing referral.

Pets:

- Even though members are authorized to bring their pets to MCAS Iwakuni, it is strongly recommended that families DO NOT bring a pet.
- It can be difficult to find off-base housing that will accept pets mainly.
- The on-base townhouses, duplex and row homes are the only quarters where dogs are allowed.
- Cats or small pets such as hamsters are allowed in the Midrise apartments but at no time are dogs allowed in the building and/or units unless they are working or assist dogs.

Marine Corps Order prohibits full or mixed dog breeds aboard Marine Corps installations; Pit Bulls, Rottweiler, canid/wolf hybrid. For more information about this policy, contact your local housing office.

Bringing pets to MCAS Iwakuni, Japan is highly discouraged. Housing here is very limited both on and off-base. Dogs are not permitted in much of the on-base housing. Many landlords off-base will not rent to families with pets. Check with local airlines regarding their policies if you decide to bring pets. Travel with pets to and from Iwakuni may require special arrangements and expensive fees.

For more information on pets, please visit:

<http://www.mcasiwakuni.marines.mil/Welcome-Aboard/>

Off-base housing:

- Normally you may need to have \$3,000-\$5,000 to cover the move-in expenses. That may include agent fee, security deposit on top of the rental charge.
- When moving into off-base housing, if you are eligible for housing allowances active duty members will receive Overseas Housing Allowance (OHA), a one-time Move-in Housing Allowance (MIHA) and Utility allowance, for civilians with transportation agreement you will receive Living Quarters Allowance (LQA).
- You will be assisted with off-base housing through the formal listings located in the housing office, bi-lingual contracts, setting up local bank accounts, establishing of telephone, utility service, and disputes between the resident and landlord. Will be handled by off-base referral specialists.
- Locating and finding a home off base is the members' responsibility. Housing will assist by, explaining the house hunting requirements, and once quarters are found will work with the agent/owner to complete the leasing process.
- Off-base Rentals available online at <http://www.homes.mil>; type Iwakuni Japan for location. All available homes on Homes.mil have been inspected and approved by the family housing office. The off-base process cannot begin until the service member arrives in Iwakuni. Homes rented on a first-come-first serve basis and cannot be held for service members who have not arrived in Iwakuni.

For more information, please visit:

<http://www.mcasiwakuni.marines.mil/Welcome-Aboard/Housing-and-Lodging/Family-Housing/>

Unaccompanied Personnel:

Unaccompanied PCS members will primarily be billeted in the BOQ/BEQ. Members are encouraged to ship the bare minimum of their household goods entitlement in order to avoid incurring personal expenses associated with local long-term storage.

For more information, please visit:

<http://www.mcasiwakuni.marines.mil/Welcome-Aboard/Housing-and-Lodging/Bachelor-Housing/>

MOTOR VEHICLES

Registration and licensing requirements:

State laws vary when it comes to motor vehicle insurance requirements, licensing and registration. The term vehicle generally includes automobiles, motorcycles, vans, trailers and boats regularly parked or garaged overnight. Service members and their families will want to understand their state's laws on registration and licensing before moving to a new state. Visit the [USA.gov Motor Vehicle Services page](https://www.usa.gov/motor-vehicle-services) for links to state-specific websites.

Motor vehicle laws:

State and local laws regulate the operation of motor vehicles, and these laws can vary by location. Many states regulate the following:

- Seatbelt use
- Child safety seats
- Motorcycle operation
- The use of cellphones and other digital devices while driving

Learn more about motor vehicle laws in your state at the [Distraction.gov State Laws](https://www.distraction.gov/state-laws) page.

Installation Specific Information

Before purchasing your new car:

You must obtain a SOFA operator's license to drive a SOFA vehicle in Japan. Registration requires possession of an operator's license. The U.S. Forces, Japan Operator's License For Civilian Vehicle (USFJ Form 4EJ) is the only authorized license.

Just like buying a car in the United States:

The price of a car depends on the year, make, model, condition of the vehicle, etc. Unlike buying a car in the United States, the price of a car in Japan may vary with the amount of vehicle inspection, if any, which remains on the vehicle at the time of purchase.

Safety Inspection:

Motor vehicles in Japan undergo a periodic safety inspection, and with few exceptions, the initial inspection is renewed every two years in conjunction with initial registration or re-registration requirements.

JCI:

Registration of a motor vehicle in Japan also requires Japanese Compulsory Insurance (JCI). There must be sufficient JCI to cover the entire inspection period.

The policy normally covers two years and pays for bodily injury or death of the other party, for which you are legally liable. The limits of JCI are up to ¥ 30,000,000 for death or permanent disability and up to ¥ 1,200,000 for injury of each person per accident.

Additional Insurance:

In addition to the JCI, current military regulations require all U.S Forces vehicle owners to purchase and maintain additional insurance.

The minimum insurance required is ¥ 3,000,000 for property damage to the other party for which you are legally responsible, and ¥ 30,000,000 bodily injury to the other party for which you are legally responsible.

The cost of this insurance varies with the Military member's rank, age, the type of vehicle purchased and length of insurance policy.

Note: Both JCI and Secondary insurance must be maintained on SOFA status personnel vehicle registered in Japan.

Road Tax:

Vehicle owners in Japan are required to pay an annual road tax. Mini-car (four-wheeled automobiles with an engine displacement of 660cc or less) and motorcycle road tax is a city tax paid to Japanese city offices in April. The city tax office is in Iwakuni, located near the Iwakuni Police Station downtown.

All other road taxes are prefecture or state taxes paid to the Prefecture tax office personnel. The Iwakuni office is located in the new Symphonia building. MCAS Iwakuni will host the tax office to pay road tax for large vehicles in April, this is normally a 3 day period.

Payments made by U.S. forces personnel are discounted. The collected money is matched with Federal funds of the entire payment for road improvement. The amount of tax is determined by the registration categories of the vehicle, which is indicated on the vehicle's number plate in small numbers to the right of the kanji for Japan.

Driver Responsibility:

Under Japanese law, anytime you get behind the wheel of a car or drive a motorcycle, you are responsible, and held to a higher standard of care than a pedestrian or bicycle/moped rider. Even if the other person was partially at fault, as a professional driver, you will always be held liable for the injuries or damage you cause.

You could be charged with professional negligence causing bodily injury under Japanese law. The professional negligence standard also applies to accidents between automobiles.

Hands-free devices must be used while operating a motor vehicle on ALL military installations worldwide.

Registering Vehicle on Base:

All vehicles owned by US Forces personnel assigned to Iwakuni must be registered through the Vehicle Registration Office. Vehicles are registered under the sponsor's name and there is a limit to the number of autos registered at one time.

The Air Station order which outlines registration of vehicles is a punitive order. Anyone who fails to register a vehicle, drives a vehicle with expired (or nonexistent) insurance, or violates any other section of the Station Order could face a dishonorable discharge, confinement for two years, total forfeiture of all pay and allowances, and reduction to E-1.

Before registering a vehicle, everyone should fully understand what is required to operate and maintain a motor vehicle here in Japan. Lack of knowledge or negligence on the part of the driver is not an acceptable excuse.

Base Vehicle Regulations:

Drinking and Driving - Drinking and driving and illegal drugs are dealt with very severely by both Japanese and Military authorities.

Seatbelts/Child Safety Seats - Seatbelts must be worn at all times while driving on and off base. Department of Transportation approved car seats are required for children under 40 lbs. and/or 4 years old.

Vehicle Checks - Japanese police perform periodic vehicle and driver inspections to ensure the vehicle conforms to safety standards and the driver is not under the influence of alcohol or drugs.

Obtaining a Driver's License in Japan:

In order for active duty personnel, civilian or family member to drive on mainland Japan, you must obtain a valid USFJ-4A, US Forces Japan Operator's License.

All active duty personnel, civilian or family member under the age of 26 will be required to attend an accredited Drivers Improvement Course (DIC) taught in Japan. Prior attendance at a DIC in CONUS is an acceptable substitute. It is strongly recommended that you complete the training via MarineNet.

Accompanied personnel, regardless of rank, may apply for a SOFA license as soon as practical.

Unaccompanied sergeants and corporals must wait 45/90 days respectively and Lance Corporals and below will have to wait 1 year before they can apply for a license to operate privately owned vehicles.

Permission for the license must come from the individual's squadron commander. Squadron commanders may make exceptions to the requirements for special circumstances, such as personnel with dependents living off base or emergency consideration such as medical care of family member.

Each individual must attend the Base Safety SOFA class and pass a written test to receive a SOFA license. Each person must possess a valid stateside driver's license and have it in your possession upon arrival in Japan. SOFA license renewals are based on current stateside license, please ensure you have a state license to cover the duration of your tour in Japan.

Check with your state Department of Motor Vehicles to see if they have a military extension policy and what you must do to get the extension. Individuals under the age of 18 years are strictly prohibited in driving anywhere off base. If you are between the ages of 16 years and 18 years, you are permitted for on base driving only.

Active duty military E-5 and below must present Vehicle Registration Office a letter from their respective commanders a letter authorizing them to be licensed based on the criteria mentioned previously same subject.

SOFA License - Driving or registering of vehicles requires each individual to possess a Status of Forces Agreement (SOFA) license. Family members must provide one of the following documents to verify SOFA status:

- Area Clearance
- Sponsor's PCS Orders
- Passport

SOFA class is consistently held on Friday's in building 411 at 0830-1200. All personnel must attend course to be licensed; however CAC card holders may take the exam at the Learning Resource Center Building 497 on the first floor after attending the course. Dependents must pass the written test presented in the classroom.

NOTE: During summer months Base Safety will normally offer a second class to off-set the high PCS season, normally on Wednesday at the same time and place. Please contact them at 253-6330 for further details.

Study materials can be found on the Iwakuni internet under the Safety web page. Driving without a SOFA license, without JCI, without paying road tax or without insurance are serious violations which could result in revocation of driving privileges. Attendance of the Welcome Aboard Indoctrination is mandatory and attendance will be validated along with the Base Safety SOFA course with successful completion prior to issuance of privately owned vehicle (POV) driver's license. Personnel in possession of a current SOFA license when moving from one base in Japan to another will only be required to attend the Welcome Aboard Indoctrination and present a current state license. Status will be confirmed with a copy of orders.

All permits are valid to the date on the license unless the person PCS's, attends college out of Japan or allows the license to lapse.

Obtaining a Learner's Permit in Japan:

- Learner's Permits will be issued to personnel who do not possess a valid state license but is enrolled in a MCCA sponsored Drivers Education Course.
- Applicant has to be at least 16 years old.
- Learner's Permits are only valid when accompanied by a licensed driver and only on base.
- Permit is valid for Ninety days or until the D.E.C. class graduates
- All applicants must attend a Drivers Improvement Course (DIC) in Japan before applying for permit.
- Sponsor must be present during application process. If active duty, E-5 and below, Bn/Sqdn CO must sign application.
- Parent, Guardian or sponsor will sign acknowledgment form at vehicle registration for teen permit holders of responsibility letter.

SOFA class and exam are given online Monday through Friday from 8:00 a.m. - 4:00 p.m. at the Learning Resource Center Building 497 on the first floor. However, you must have a CAC ID and attend the Base Safety Drivers course prior to completion. You must have your CAC ID with you. Driving without a SOFA License, without JCI, without paying road tax or without insurance are serious violations which could result in revocation of driving privileges. Personnel whose stateside license is not renewable through the state DMV should contact Pass and Registration to understand how to obtain a SOFA license.

Driving in Japan:

Japan definitely offers a distinct driving experience. Unlike the United States, people drive on the left side of the road, which requires some getting used to. The slow lane is on the left, and the fast lane is on the right, although there usually is not a significant difference between the two.

All speed limits are marked in kilometers per hour and all traffic signs here conform to international standards. Many roads are much narrower than standard American roads; traffic congestion is more the rule than the exception. Needless to say, careful, defensive driving is an absolute necessity.